

产品规格书

Specification

产品名称 (Product) 摄像头模组 Camera Module摄像头 (Camera Module): JDCM3H018版本号 (Version): R1.00

镜头 (Lens): _____

客户名称 (Customer): _____

客户型号 (Cust.P/N): _____

日期 (Date): _____

客户 CUSTOMER			承制方 MANUFACTURER		
品质 Quality	工程 Engineer	审批 Approved	审核 Checked	批准 Approved	销售 Sales

目 录 Contents

目 录 Contents.....	2
版 本 Version.....	3
1. 概 况 Profile.....	4
2. 产品特性 Features.....	4
3. 应用范围 Application.....	4
4. 电气规格 Specifications.....	5
5. 可靠性测试 Reliability Testing.....	6-7
6. 结构图 Structural Diagram.....	8
7. 包装 Packing.....	9
8.外箱标签 Carton Box Mark.....	10
9.注意事项 Notes.....	10
10.命名规则 Naming Rule.....	11
11.配线 Accessory Cable.....	11

版本更改 Version

日期/Date	版本/Ver.	修改版本/Modification
2018-7-02	VER:1.00	第一版 (The First Version)

1. 概况 Profile:

JDCM3H018 CMOS 彩色摄像模组，采用 1/3inch CMOS 影像传感器。适用于需要摄取视频信号的各种电子设备中，有 PAL 制式、NTSC 制式，智能曝光、自动白平衡，暗角补偿，坏点自动检测和消除，2D 降噪；支持 IR-CUT 功能，可实现日夜切换；客户自定义 OSD，数字宽动态；智能曝光：前光补偿、背光补偿、全局曝光、中心权重可调；CVBS/AHD/TVI/CVI 四合一混合同轴高清输出。

JDCM3H018 CMOS camera module is comprised by 1/3" CMOS Image sensor, it applies to difference electric equipment that need capture video signal. such as PAL system, NTSC system, intelligent exposure, automatic white balance, dark Angle compensation, automatic detection and elimination of bad points, and 2D noise reduction. Customer custom OSD, digital wide dynamic; Intelligent exposure: pre-light compensation, backlight compensation, global detonation, central weight can be adjusted, CVBS/AHD/TVI/CVI/CVI in combination with high definition output.

2. 产品特性 Features

1. CVBS 视频输出 (1.0±0.2V_{p-p}/ 75 欧姆)

CVBS Video output (1.00 +0.2 V_{p-p}/ 75 ohms)

2. PAL 制式、NTSC 制式

PAL system, NTSC system

3. 自动曝光、自动白平衡、自动增益控制

Automatic exposure, automatic white balance, automatic gain control.

3. 应用范围 Application


- 办公室电子设备 Office electronic device
- 仪器、仪表和测量用具 Equipment & Instrument and measuring tools
- 机器设备 Machine equipment
- 监视设备 (车用监视器、便携视频采集、远程监视) Supervising equipment (Car Monitor & Portable video capture and remote monitoring)
- 家居用品 (可视门铃、可视电话) Home supplies (Video door phone & video phone)

4.电气规格 Specifications

NO	项目/Item	参数说明/Specification	备注/Remark
1	图像传感器/Image sensor	1/3inch CMOS	
2	图像制式/Video Format	PAL, NTSC	默认 PAL/Default PAL
3	有效像素/ Effective pixel	1292H×968V	
4	同步方式/ Synchronously	内置同步/ Built-in synchronization	
5	水平解析度/ Resolution	700TVL	
6	像素大小/ Pixel size	3.75um*3.75um	
7	信噪比/ S/N radio	>37dB (AGC OFF)	
8	最低照度/ Min.Lux	0.1LUX(F:2.0)	
9	曝光系统/ Exposure system	自动曝光, 背光补偿 Auto Exposure, Backlight Compensation	
10	电子快门/ Electronic shutter	自动 /Auto	
11	伽玛校正/ Gamma correction	>0.45	
12	视频输出/ Video output	1.0±0.2Vp-p/ 75 ohm	
13	增益控制/AGC	自动 /Auto	
14	帧率/Frame	50FPS (PAL) /60FPS (NTSC)	
15	输入电压/ Input voltage	DC10V	极限范围+5V~+15V Max Range +5V~+15V
16	功耗/ Power Consumption	DC+10V 电压时: 电流为 55mA±10mA DC+10V Voltage: current:55mA±10mA	
17	工作环境温度/ Working Temp.	-40℃ ~ 70 ℃	
18	储存环境温度/ Storage Temp.	-40℃ ~ 85℃	
19	湿度/ Humidity	5~95% RH	
20	图像显示方向/ Direction	拍摄正立图像时基板放置方位 Front Stand	
21	产品尺寸/ Dimension	38mm (L) × 38 mm (W)	

5. 可靠性测试 Reliability Testing

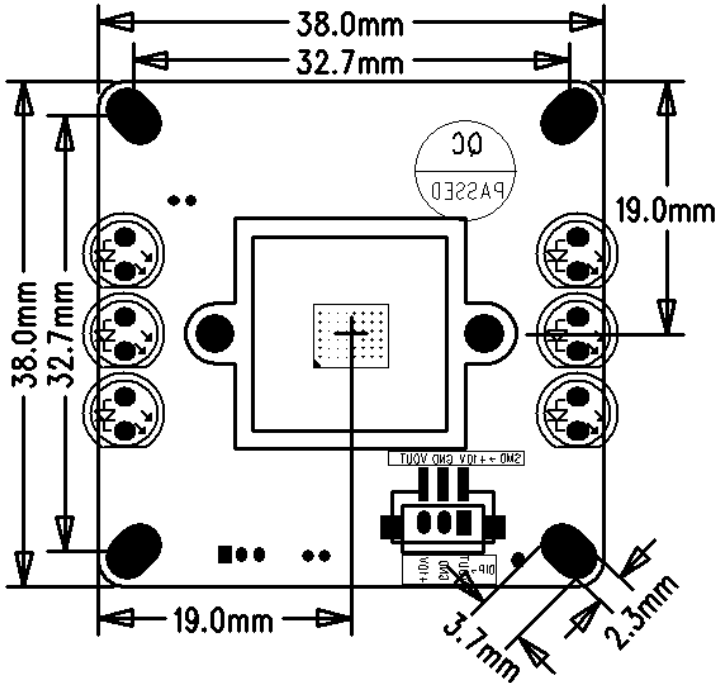
NO	试验项目 Testing Item	试验条件 Testing Conditions	判定标准 Judgment Standard
1	高温功能试验 High Temp. Test	+10V 通电, 高温 70℃; 8H 通电 +10V, high temp.70℃; 8H aging test	在 8H 测试中工作正常 Proper Functioning in 8H
2	低温功能试验 Low Temp. Test	+10V 通电, 低温-40℃; 8H 通电 +10V, low temp.-40℃; 8H aging test	在 8H 测试中工作正常 Proper Functioning in 8H
3	温湿度测试 Temp.& Humidity test	温度 70℃; 湿度 93%; 32H 通电 Temp.:70℃; Humidity 93%;32H aging	在 32H 测试中工作正常 Proper Functioning in 32H
4	高温贮存试验 High Temp. storage test	温度 105℃; 8H Temp.:105℃;8H	恢复常温后产品正常 Proper Functioning after test
5	低温贮存试验 Low Temp. storage test	温度-40℃; 8H Temp.: -40℃;8H	恢复常温后产品正常 Proper Functioning after test
6	寿命试验 Aging Test	12V 通电; 连续开关机; 48H 12V DC; Continuous on/off; 48H	在 48H 测试冲击中工作正常 Proper Functioning after 48H
7	间断电源试验 Discontinuous power supply test	常温下各输入 9V\10V\12V,5 秒循环开关机。每个电压通电 4H Input 9V\10V\12V,turn on/off in every 5s,test 4H for each voltage	每个电压冲击工作正常 Every Voltage works good after shock
8	静电放电试验 ESD test	接触放电 Contact discharge: 6.0KV 空气放电 Air discharge: 8.0KV 水平/垂直接触放电: 8.0KV Horizontal/Vertical discharge: 8.0KV	产品功能和外观无问题 Function and appearance are all ok
9	振动试验 Vibration test	1.振动标准: (1).振动方向: Y 方向 (2).振动幅度: 2mm (3).振动频率: 10HZ to 50HZ (4).振动表面: 紧靠一角的三个面 (5).振动时间: 30 分钟/每个面 1. Vibration standard: (1).Direction: Y direction (2).Range:2mm (3).Frequency:10HZ to 50HZ (4).Surface:1surface fixed when testing another 3 surface (5). Time: 30mins./every surface	振动后,摄像机结构及功能应正常,所有配套附件及吸塑不出现异常现象 The camera structure &function working good after vibration, all accessories& blister have no change.

NO	试验项目 Testing Item	试验条件 Testing Conditions	判定标准 Judgment Standard										
10	跌落试验 Drop test	1. 跌落标准: (1). 跌落地面: 水泥地板或钢板 (2). 跌落方位: 一角、三边、六面 (3). 跌落方式: 自由下落 (4). 跌落高度: 根据产品的重量依照下表而定 1. Drop standard: (1). Floor: concrete floor steel plate (2). Direction: corner, three sides, six surface (3). Drop way: free falling (4). Height: according to the product's weight as follows: <table border="1" data-bbox="557 943 1018 1167"> <thead> <tr> <th>重量 Weight</th> <th>高度 Height</th> </tr> </thead> <tbody> <tr> <td>0kg < W ≤ 4.5kg</td> <td>91cm</td> </tr> <tr> <td>4.5kg < W ≤ 11.8kg</td> <td>76cm</td> </tr> <tr> <td>11.8kg < W ≤ 23.1kg</td> <td>61cm</td> </tr> <tr> <td>23.1kg < W ≤ 45.4kg</td> <td>46cm</td> </tr> </tbody> </table>	重量 Weight	高度 Height	0kg < W ≤ 4.5kg	91cm	4.5kg < W ≤ 11.8kg	76cm	11.8kg < W ≤ 23.1kg	61cm	23.1kg < W ≤ 45.4kg	46cm	 跌落后, 摄像机结构及功能应正常, 所有配套附件及吸塑不出现异常现象 The camera structure and function is normal after dropped, all of accessories & blister are well.
重量 Weight	高度 Height												
0kg < W ≤ 4.5kg	91cm												
4.5kg < W ≤ 11.8kg	76cm												
11.8kg < W ≤ 23.1kg	61cm												
23.1kg < W ≤ 45.4kg	46cm												


6. 结构图 Structure Diagram

以下标注尺寸单位为: mm, 公差为±0.2mm(已标注公差除外)

Following size units are: mm, tolerance±0.2mm(exclude marked)



实物图/Picture of real products



+10V GND VOUT



7. 包装 Packing



步骤 1: 用 8*9 气包袋包装。

Step1:use 8*9 bubble bag



步骤 2: 用 5.6CM(长)*3.5CM(宽)*4.4CM(高)包装盒。

Step 2: Use 5.6CM(L)*3.5CM(W)*4.4CM(H)Packing box.



步骤 3 : 把装有板的汽包袋装入包装盒。

Step 3: put the board into packing box



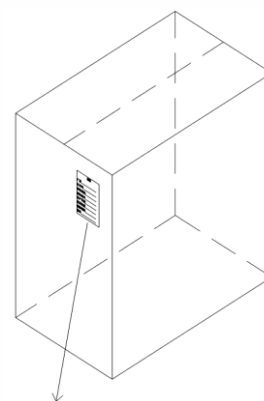
步骤 4 : 然后盖上包装盒贴上型号。

Step 4: then packed and stick P/N No.



步骤 5:把已检验合格品放入包装箱

Step 5:put all the boxes to carton



步骤 6:贴好物品标签并用胶纸包好纸箱

Step 6: Stick label and packed the carton

8. 外箱标签 Carton Mark

外箱标签的内容如下 The carton box mark include below information:

厂家码 Vendor Number :

订单号 Order Number :

物料规格 Part Specifications :

原料编号 Part Number :

生产日期 Production Date :

交货数量 Delivery Qty :

保障期限 Delivery Date :

备注 Remark :

9. 注意事项 Notes

- 1、输入电压请勿超过规格书上规定值以免损坏模组。

The input voltage don't exceed the value stated on the specification , in order to avoid damage to the module.

- 2、接口连接线不能接反，接反容易烧坏板子，对产品的使用造成影响。

The connector can't be reversed , reverse burn the board and affect the use of the product.

- 3、此驱动板为电子产品,所以加工、组装、操作时需注意防静电措施，以免影响产品性能。

This is a electronic product, so processing, assembly , operation need to take anti -static measures to avoid affecting product performance.

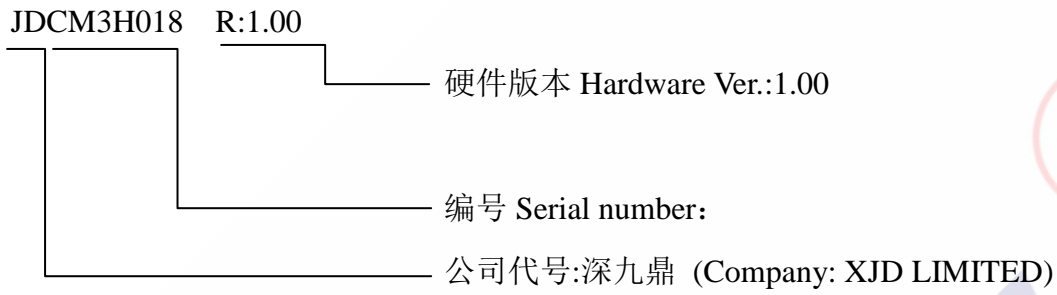
- 4、镜头是玻璃制品小心拿放，以免破裂。

Lens is glass product, place carefully to avoid breakage.

- 5、镜头是玻璃制品注意防尘、防损，以免影响图像较果。

Lens is glass-made product, please take anti-dust, loss prevention measures to prevent the image quality.

10. 命名规则 Naming Rule



11. 配线 Accessory Cable

无配线

No Accessory